


IT'S SO SIMPLE ...

To Convert
Your Attractive and Versatile
UNI-LOUNGE
Quickly and Easily!



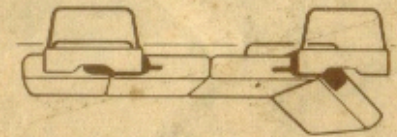
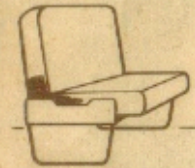
CONGRATULATIONS!

*You are the owner of a
quality made Uni-Lounge.
Enjoy it!*



LUX COMPANY, INC.
2135 Industrial Parkway
Elkhart, Indiana 46514

12-754931L



IT'S SO SIMPLE ...

To Convert
Your Attractive and Versatile
UNI-LOUNGE
Quickly and Easily!

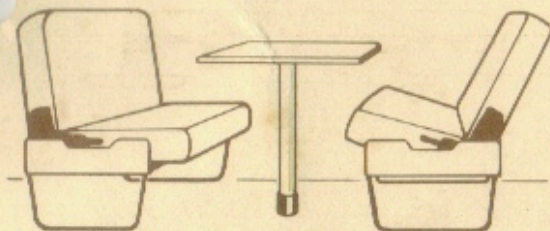
IT'S SO SIMPLE ...

to convert your UNI-LOUNGE to any of its basic positions, facing front, facing back, or the bed ... or the variations of straight or tilted cushions.

To release the seat from any of the positions, simply grasp the handle and pull it toward you. A LITTLE SECRET ... you can get much better leverage at the outer edge of the handle ... and an underhand (thumb up) pull is stronger than an overhand (thumb down) pull.

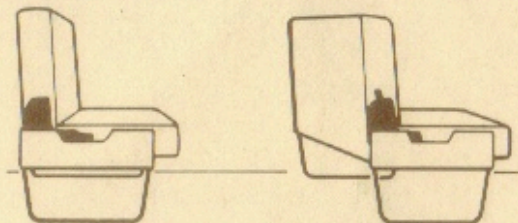
The lever is fastened to one of the cushions, which can be either the seat or the back. Pull the lever, grasp the other cushion with your free hand to guide the seat into the position desired. ANOTHER SECRET ... never cross your arms!

NOTE: After the lever slips into the positioning hole of its own accord, give the handle a push forward against the cushion to assure that the lever is locked in.



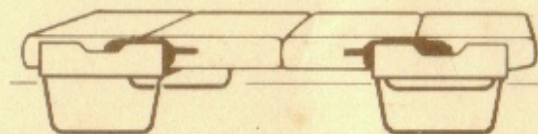
DINETTE ...

1. When seats are in dinette position, there are two positions for the back and seat ... either straight or slanted. To change from one to the other, just pull the lever out halfway and move the seat slightly toward its new position. Release the lever and continue the movement until the lever automatically locks into the desired position.



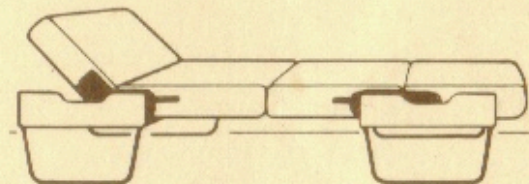
TO REVERSE FACING ...

2. To change the seat from forward facing to rear facing, the lever is pulled halfway and the lever moves horizontally so that what was the back becomes the seat and vice versa. For riding comfort it is recommended that the seat be placed in slanted position as shown and described in No. 1.



BED ...

3. To change from a seat to a bed position, the lever mechanism is pulled out all the way and the lever mechanism on each seat moves toward the center and all cushions become flat.



CHAISE LOUNGE ...

4. From the bed position, either cushion can be raised to an approximate 45° angle. Simply pull the lever all the way and raise the outside cushion halfway up, then lock the lever into position.

OPTIONS ...

Extension arms and cushions are available from your dealer to increase the width of the bed.