

Super-Sized GMC Motorhome Wiring Diagrams

We have all years of the GMC Motorhome wiring diagrams immediately available in the 17+wide format. Typical chassis diagrams are at least 72+long, but some are longer than others. Typical living area diagrams are 36+ . 48+long.

These diagrams are very readable and easy to handle at the 17+width, but if you prefer a larger magnification we can print them up to 36+wide. Naturally this makes them longer and harder to manage, but everything on the diagram is so large that no one should have any problem reading them. When printed at 36+wide some chassis diagrams are over 10 feet long.

We will take special orders for larger formats up to 36+wide. If you want to wallpaper your shop with wiring diagrams or be able to see them from further away this is the way to go!

These prints are made in black & white on a toner-based plotter. Unlike prints made on an inkjet type plotter, the ink will not run if it gets wet. We have some of the 24+and 36+ wide prints on hand, but if the print is not in stock please allow an extra 5-10 days for custom prints over 17+wide.

The prints are shipped in tubes via UPS Ground or the US Postal Service. Shipping for all orders to locations in the Continental US is \$10.00, but if you order multiple prints there is no additional charge for shipping. If you need rush shipping or shipping outside of the Continental US please let us know and we will quote the additional shipping charges.

Payment can be made by check or thru Paypal. You can email me at alan@mgcads.com and I will send you an invoice, or you can send a check with your order to:

Alan Henderson
4339 Hartley Bridge Rd #117
Macon, GA 31216

You can also contact me with inquires at alan@mgcads.com or at 478-320-5974.
Our current prices are:

| | 17" wide | 24" wide | 36" wide |
|------------------------------------|-----------------|-----------------|-----------------|
| Chassis wiring diagrams | \$20.00 | \$25.00 | \$30.00 |
| Living area wiring diagrams | \$15.00 | \$20.00 | \$25.00 |

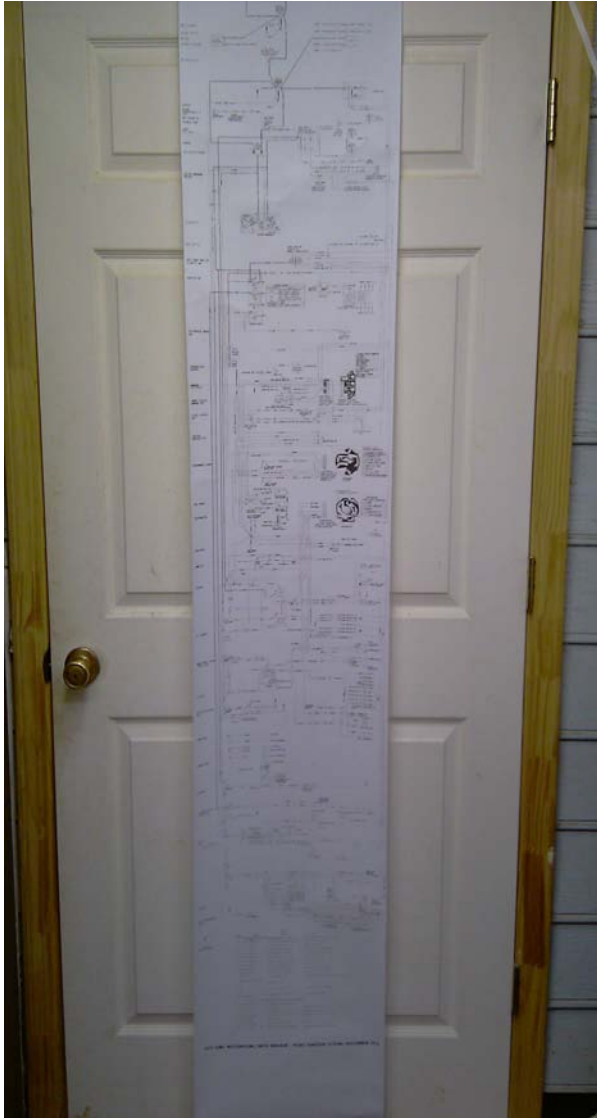
A listing of all of the prints available follows on the next page.

Please order your prints by the 3-digit number as listed here:

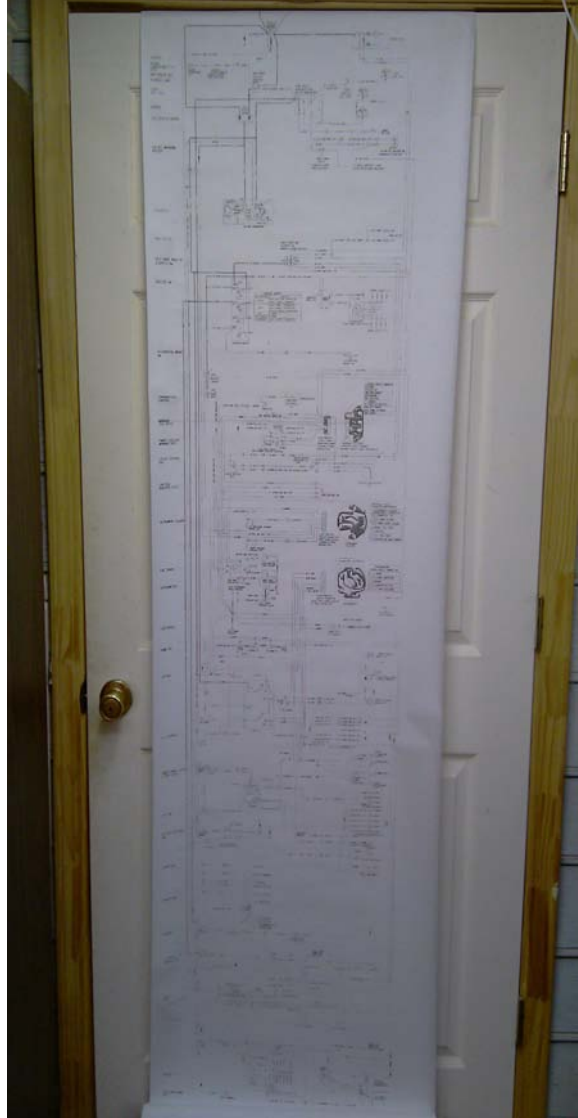
- 010** - 73 Engine and Chassis Oct 73
- 020** - 73 MH Living 12 VDC Oct 73
- 030** - 75-76 MH Chassis HEI Nov 75
- 040** - 75-76 MH Living 120 vac from TZE165V100893 Nov 75
- 050** - 75-76 Transmode Chassis HEI Nov 75
- 060** - 75 76 MH Living 12 VDC from TZE165V100893 Nov 75
- 070** - 75 MH Chassis Breaker Ignition Nov 75
- 080** - 75 MH Living 12 VDC Prior TZE165V100893 Nov 75
- 090** - 75 MH Living 120 vac Prior TZE165V100893 Nov 75
- 100** - 75 Transmode Chassis Breaker Ignition Nov 75
- 110** - 76 MH Chassis EL-I ZEO6581 ZEO6582 Dec 76
- 120** - 76 MH Living 12 VDC ZEO6581 Dec 76
- 130** - 76 MH Living 12 VDC ZEO6582 Dec 76
- 140** - 76 MH Living 120 vac ZEO6581 Dec 76
- 150** - 76 MH Living 120 vac ZEO6582 Dec 76
- 160** - 76 Transmode Ch EL-1 ZEO6083 ZEO6583 Dec 76
- 170** - 77-78 MH Chassis EL-I ZEO6581 ZEO6584
- 180** - 77-78 MH Living 12 VDC ZEO6581
- 190** - 77-78 MH Living 120 vac ZEO6581
- 200** - 77-78 Transmode Chassis EL-1
- 210** - 77 MH Living 120 vac ZEO6584
- 220** - 78 MH Chassis EL-II ZEO6581
- 230** - 78 Transmode Chassis EL-II ZEO6083 ZEO6583

Samples of Typical Prints

17" wide chassis




24" wide chassis




Samples of Typical Prints

17" wide chassis closeup



24" wide chassis closeup



17" Living Area Diagram

